

Attractions

In Lyme Regis

Lyme Regis Aquarium, The Cobb, DT7 3JJ: 07825985120.

Discover close up the marine life of the Jurassic Coast, hand fed our shoal of tame mullet, hold a starfish and get up close with a giant lobster! Level access for wheelchairs, Guide dogs are permitted but no parking.

www.lymeregismarineaquarium.co.uk

Dinosaurland, Coombe Street, DT7 3PY: 01297 443541.

An independent museum owned and operated by palaeontologist Steve Davis with a comprehensive collection of local Jurassic marine fossils. Wheelchair access on the ground floor, guide dogs are permitted and there are large print signs around the museum. NOTE: No parking and stairs up to the first floor of the museum. www.dinosaurland.co.uk


Lyme Regis Museum, Bridge St, DT7 3QA: 01297 443370

Built on the site of Lyme's renowned fossil hunter Mary Anning home, the museum is one of the architectural gems of the town and is packed with fascinating displays. Level access to ground floor. Note: No parking and there is a narrow spiral staircase or steep metal stairs with a handrail to access the second floor. www.lymeregismuseum.co.uk

Lyme Regis Town Mill, DT7 3PU: 01297 443579

Nestling around a cobbled courtyard, the restored mill buildings house an ancient working flour mill and a modern hydro-electric system, as well as two art galleries, a pottery, a fashion studio and workshop, a picture framer, a tea and dining room, a cheesemonger, a micro brewery, a gift shop and the Miller's garden. Ground Floor is accessible to wheelchairs with the exception of the shop. There is limited access to the mill but there is a viewing point available. First floor is accessible via 2 steps and the lower gallery is all accessible. Large print guides are available and there is some disabled parking. www.townmill.org.uk

Around Lyme Regis



Charmouth Heritage Coast Centre, DT6 6LL: 01297 560772.

Visit the Centre to see our amazing fossil collections and find out how to discover your own fossils on the beach. With free entry to the Centre, come and meet the Charmouth Dinosaur and explore the past and present of this incredible coastline. There is a ramp to access the rear of the building, disabled WC and the centre have radar keys available. Blue Badge parking and a hearing loop is available in the centre. There is also a mock fossil finding area for those unable to access the beach. www.charmouth.org/chcc

Donkey Sanctuary, Sidmouth, EX10 ONU: 01395 578222.

International animal welfare charity, based in the UK, working to protect and care for donkeys and mules. Admission and parking are free. Wheelchair access, disabled WC, blue badge parking and dogs permitted on leads. There are unfortunately no large print guides available. www.thedonkeysanctuary.org.uk

Forde Abbey & Gardens, Chard, Somerset, TA20 4LU: 01460 220231.

Forde Abbey in Somerset is a treasure in an area already known for its outstanding beauty. It is also a family home, and a living and breathing, working estate. More than 900 years of history and romance are encapsulated in this elegant former Cistercian monastery and its 30 acres of award winning gardens. There is wide level access, the ground floor of the house is accessible for wheelchair users but not the upstairs rooms (computerised slide show of the upstairs rooms is available in the Great Hall). Much of the garden is accessible to wheelchairs. There are a few steps and slopes on the front lawn. Level entrance to the shop, tearoom and restaurant with the ability to move around unobstructed. Large print guides are available and guide dogs are permitted. All the display materials are accessible for wheelchair users. Disabled parking and toilet facilities. There are also wheelchairs and a battery operated car available to visitors (book in advance). www.fordeabbey-gardens-dorset.co.uk

In and Around Bridport

Abbotsbury Children's Farm, Church Street, DT3 4JJ: 01305 871817

Benedictine Monks established St Peter's Monastery at Abbotsbury in the 1040s. They built the Tithe Barn at the centre of the farm in the 1390's. This is a great place for the young family looking for things to do in Dorset. There are lots of animals for the children to meet, greet and feed. The site is 50% accessible for the disabled. Ramp access is available at the main entrance, level access to ground floor. Sloping path and gravel areas with benches. There are also adapted disabled toilets, a drop off point and some disabled parking at the entrance. Guide dogs are accepted on leads. www.abbotsbury-tourism.co.uk/farm.htm

Abbotsbury Subtropical Gardens Bullers Way, DT3 4LA: 01305 871387

Established in 1765 by the first Countess of Ilchester as a kitchen garden for her nearby castle. Developed since then into a magnificent 20 acre garden filled with rare and exotic plants from all over the world. There is level access to the main entrance and 1 step down to the shop. Access to the gardens is all on one level but with steps in places. About 50% of the garden is accessible to disabled visitors. Some gravel paths are difficult to negotiate. There is a ramp to access the restaurant and level access to the play centre. Two wheelchairs are available free of charge. www.abbotsbury-tourism.co.uk/gardens.htm

Abbotsbury Swannery New Barn Road, DT3 4JG: 01305 871858

Abbotsbury Swannery in Dorset is unique. This is the only place in the world where you are able to walk through the heart of a colony of nesting Mute Swans. A visit to the Swannery is considered one of the best things to do in Dorset. There is level access to all facilities and disabled visitors may park outside the entrance. Two wheelchairs are available for hire free of charge, NO ASSISTANCE DOGS ALLOWED ON THE PREMISES DUE TO SWANS. Disabled toilet facilities are available. www.abbotsbury-tourism.co.uk/swannery.htm

Self Catering Around Lyme Regis

The following properties have ground floor rooms:

Furzeleigh House Country Cottages & Gardens, Axminster, EX10 5SW: 01297 34448 Cottage 2 has a ground floor room (1x double) with a cubicle shower room next door. The ground floor is level throughout. www.devoncottages-furzeleigh.co.uk

Higher Watchcombe Farmhouse, Colyton, EX13 7QN: 01297 552424

1 x cottage with ground floor double room. There are 2 steps to access the main entrance and a few single steps within the property. The bathroom has a shower cubicle. www.higherwatchcombe.co.uk

Little Catherston Farm, Charmouth, DT6 6LZ: 01297 560550

2x bungalows with twin bedded ground floor rooms. There is 1 step to access one property and 3 steps with a handrail to access the other property. www.catherstonfarm-bungalows.co.uk

Symondsbury Estate Holidays, Symondsbury, DT6 6EX: 01308 424116

2 cottages with level access. www.symondsburyestateholidays.co.uk

The Bower, Gore Lane, Uplyme, DT7 3RJ: 01297 445185

Spacious Ground floor annex of stone barn. Disabled access. Full accessibility statement available on the website: www.lymeregis-accommodation.com

Cardsmill Farm Holidays, Whitchurch Canonorum, DT6 6RP: 01297

489375 www.farmhousedorset.co.uk Ample cottages with downstairs rooms and facilities.

Westover Farm Cottages, Wooton Fitzpaine, DT6 6NE: 01297 560451,

www.westoverfarmcottages.co.uk

Char Valley Cottages, Charmouth, DT6 6QL: 01297 560226,

www.manorfarmholidaycentre.co.uk

Goodlands, Charmouth Road, Uplyme, EX13 5ST: 01297 32036

(Sleeps 6) Spacious bungalow with level access. A range of mobility equipment is available free of charge incl. Folding wheelchair, zimmer frame, high toilet seats, shower grabs, rotating shower stool, spa step, V pillow, bed wedge, bed rails, commode. www.lymeregisluxurycottage.co.uk

Hotels and Guest Houses Around Lyme Regis

The following properties have ground floor rooms:

Swallows Eaves Hotel, Colyford, EX24 6QJ: 01297 553184

1 ground floor room (twin with bath). Some rooms have shower cubicles. Wheelchair accessible and special diets catered for by prior arrangement. www.swallowseaves.co.uk

Self Catering in Lyme Regis

The following properties have ground floor rooms:

Bramcote Garden Apartments, East Cliff, DT7 3DH: 01297 442924

Apartment 1: Ground floor double en-suite room with bath and shower attachment. The apartment is not wheelchair accessible. 1 Step to access the main entrance and an additional step to access the patio area.

Apartment 2: Ground floor double en-suite room with spa bath and shower attachment. The apartment is not wheelchair accessible. 1 step to access the main entrance and additional step to access the patio area. Further information and accessibility information on: www.bramcotelymeregis.com

Haye Farm—'The Stable', DT7 3NH: 01297 442400

2x ground floor rooms (double and a twin) and the property has level access throughout. www.hayefarmholidays.com

Sea Tree House, 18 Broad Street, DT7 3QE: 01297 442244.

www.seatreehouse.co.uk

Lucerne Apartment, Lucerne View Road, DT7 3AA: 01297 443752.

Property is all on one level but there are steps up to the front door.

www.lucernelyme.co.uk

Little Cleve, 51 Church Street, Lyme Regis, DT7 3DA: 01761 221554,

www.theholidaycottages.co.uk

Beaminster Museum, Whitcombe Road, DT8 3NB:

01308 863289

Beaminster Museum is the local history museum for Beaminster and the surrounding villages. Ramp access is available to the main entrance and level access to the ground floor. First floors are reached by a staircase and then level throughout. A video of the first floor collection has been prepared and can be seen on the ground floor if requested. Disabled parking, guide dogs accepted on leads.

www.beaminstermuseum.org



Bridport Museum, The Coach House, Gundry Lane, Bridport, DT6 3RJ:

01308 422116

The Museum tells the story of the town's history from its origins to the present day with notable displays on artefacts from a nearby Roman hill-fort and the world famous rope and net making industries. Level access to main entrance, ground floor is level and first floor is reached by a staircase. Large print file of the first floor is available if required. www.bridportmuseum.co.uk

Broadwindsor Craft and Design Centre, Beaminster, DT8 3PX:

01308 868362

The Broadwindsor Craft and Design Centre is situated in the heart of West Dorset's beautiful rolling countryside. Redundant farm buildings on the edge of the village were the starting point in 1986 for this unique venture. Today, The Craft Centre is renowned for its excellence and quality. There is level access to the main entrance and steps into some of the workshops. Mostly level access to ground floor areas with ramps in some places. There is a ramp between the shop and restaurant. A disabled toilet is available. www.broadwindsorcraftcentre.co.uk

Mapperton House and Gardens, DT8 3NR: 01308 862645

Mapperton Gardens is a romantic valley garden deep into a lost Dorset combe among tumbling hills and unspoiled countryside. The house, Elizabethan in origin, enlarged in the late 1660s, is a marvellous example of a West Country manor house in harmony with its surroundings and the rolling landscape around it. Now the home of the Earl and Countess of Sandwich, Mapperton continues to be a family house and harks back to the restoration of Charles II when the first Earl of Sandwich brought the King back from Holland. There is a level main entrance and gardens although there is a ramp to 2nd level of gardens. Wheelchair access to both café and shop. Ladies and gents toilets with wheelchair access adjacent to the sawmill café. www.mapperton.com

In and Around Sherborne

Barrington Court, Illminster, TA19 0NQ: 01460 242614

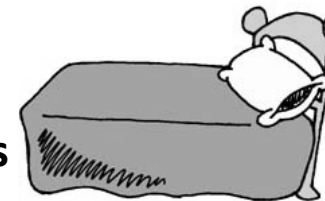
The echoes of the past haunt this now empty Tudor manor house, so beautifully restored in the 1920s by the Lyle family. Open daily from 10am – 5pm. There is a drop off point in main entrance, ground floor accessible, many stairs to the other floors. Map of accessible route available and 2 wheelchairs for hire—booking advised. www.nationaltrust.org.uk/barrington-court

Fleet Air Arm Museum, RNAS Yeovilton, Ilchester, BA22 8HT:
01935 840565

The Fleet Air Arm Museum is Europe's largest naval aviation collection of helicopters and fixed wing aircraft, the flying arm of the Royal Navy. With four exhibition halls, over ninety aircraft and over 2 million records and 30 thousand artefacts the Museum is the world's second largest naval aviation Museum. There is ground level access for those with limited mobility. 95% of museum fully accessible for wheelchairs. Concorde 002, 'brush with war' and 'Merlin experience' gallery in hall 2 are not accessible. Lifts to most exhibits and trained guides can give tours if required. Disabled parking, toilets and accessible lift. Guide dogs accepted. www.fleetairarm.com

Accommodation

Hotels and Guest Houses in Lyme Regis



The following properties have ground floor rooms:

Kersbrook Guest House, DT7 3HX: 01297 442596

4 ground floor rooms (1x family, 1x twin, 1x double and 1x single) All ground floor rooms have cubicle showers. 1 step to access main entrance to the property and 2 steps down to the dining room but alternative breakfast arrangements can be made if necessary. Special diets catered for by prior arrangement. Further specific details available on their website: www.kersbrook.co.uk

Royal Lion Hotel, DT7 3QF: 01297 445622

11 ground floor rooms (1x single, 4x family, 6x double). Some cubicle shower rooms. Level access to all courtyard rooms (4x double). 1 step to access other ground floor rooms. 1 flight of stairs to access dining room however room service available and meals can be served on ground floor. Special diets catered for by prior arrangement. www.royallionhotel.com

The Dower House Hotel, Rousdon, Lyme Regis, DT7 3RB: 01297 21047

1 x Ground floor double room. Full access to ground floor rooms and breakfast room. There is 1 step to the front door, but a ramp is being built to gain easier access. www.dhhotel.com.

Cleveland, Pound Road, DT7 3JA: 01297 442012

13 Steps up to the front door then all accommodation and facilities on ground floor. www.lymeregis.co

Hedgehog Corner, Uplyme, Nr. Lyme Regis, EX13 5SU 01297 32036

The Retreat (sleeps 2) Steps to access ground floor rooms

The Acorns (sleeps 2) Ground floor apartment with level access
<http://www.hedgehogcorner.co.uk/>

Temporary Parking Permit

If you are an orange/blue badge holder and are in receipt of one of the following you may apply for a temporary parking permit at the Tourist Information Centre. This will entitle you to 3 hours of free parking in any car-parking bay in all **West Dorset District Council** car parks. Your disabled clock and badge must be displayed.

1. Higher Mobility Allowance of the Disability Living Allowance
2. High Rate Attendance Allowance (If over 65 years of age)
3. Low Rate Attendance Allowance (if over 65 years of age) and are incapable of walking more than 30 metres (written statement required)
4. War Pensions Mobility Supplement

Please ensure that you are able to provide a copy of your orange/blue badge and proof that you are in receipt of one of the allowances stated above.

If you are not in receipt of any of the above then regrettably you are not entitled to a temporary parking permit and you will have to pay & display and use a disabled bay or ordinary car-parking bay.


By Public Transport



Lyme Regis is served by the X53 and 31 First bus services. Both services operate low floor, accessible buses that are able to accommodate one wheelchair. They also allow all recognised assistance animals to travel for free. The 71, a town bus service also operates. If you would like a timetable or have any questions, please do not hesitate to contact a member of the Tourist Information team who would be more than willing to help you.

Haynes Motor Museum, Sparkford, BA22 7LH : 01963 440804

The prestigious Haynes International Motor Museum, at Sparkford in Somerset is the UK's largest exhibition of the greatest cars from around the world. A living and working museum, with over 400 amazing cars and bikes. All areas of the attraction and displays are accessible for wheelchairs. Manual wheelchairs are available. Full access to catering facilities and shop, disabled parking and toilets. www.haynesmotormuseum.com



Sherborne Abbey, Sherborne: 01935 812452

Founded by St. Aldhelm in AD 705, the Abbey has developed from Saxon cathedral to the worshipping heart of a monastic community, and finally, to one of the most beautiful of England's parish churches. Main porch ramped for access, level access to most parts although there are some steps down to Lady Chapel. www.sherborneabbey.com

Sherborne Castle, New Road, Sherborne, DT9 5NR: 01935 812072

Built by Sir Walter Raleigh in 1594 and the stately home of the Digby family since 1617, Sherborne Castle is a Historic House which reflects a glorious variety of decorative styles from over 400 years of English history. Only the ground floor is accessible and resting chairs are available for visitors. A Braille transcript of the guide book is available. Gardens, tearoom and shop are accessible and disabled parking and toilets are available. www.sherbornecastle.com

Dorchester Area

Athelhampton House & Gardens, Dorchester, DT2 7LG: 01305 848363
15th Century House and Gardens, which was frequently visited by Thomas Hardy and acquired by the Cooke family in 1957 as a family home which welcomes visitors. There is 1 step up to main entrance and the gardens are mostly level but with some steps. First floor is accessed by a staircase. The restaurant, shop and disabled toilet are accessible and manual wheelchairs are available to borrow at no charge. Disabled parking is available outside main entrance. Guide dogs accepted. www.athelhampton.co.uk

Dinosaur Museum, Dorchester, DT1 1EW: 01305 269880
The only museum on mainland Britain dedicated to dinosaurs, the award-winning Dinosaur Museum is a treat. 1 Step to access main entrance, level access to ground floor. 1st floor reached by stairs and then level throughout. Guide dogs accepted and disabled toilets available. www.thedinosaursmuseum.com

The Keep Military Museum Dorchester, DT1 1RN: 01305 264006
A modern military museum housing creative displays telling the stories of the regiments of Devon and Dorset who have served the country for more than 300 years. All floors reached by lift and then level access. The roof is reached by 27 narrow stone steps from the 3rd floor level. Disabled parking and toilets, accessible lift and guide dogs accepted. www.keepmilitarymuseum.org

Kingston Maurward Garden and Park Dorchester, DT2 8PX: 01305 215003.
An 18th Century House and Gardens with an animal park ideal for children. Access to this attraction is via ramps or steps. Wheelchair access to the shop, restaurant and plant sales with access also to parts of the formal gardens. Disabled parking and toilets. www.kmc.ac.uk/kc/gardens_animal_park

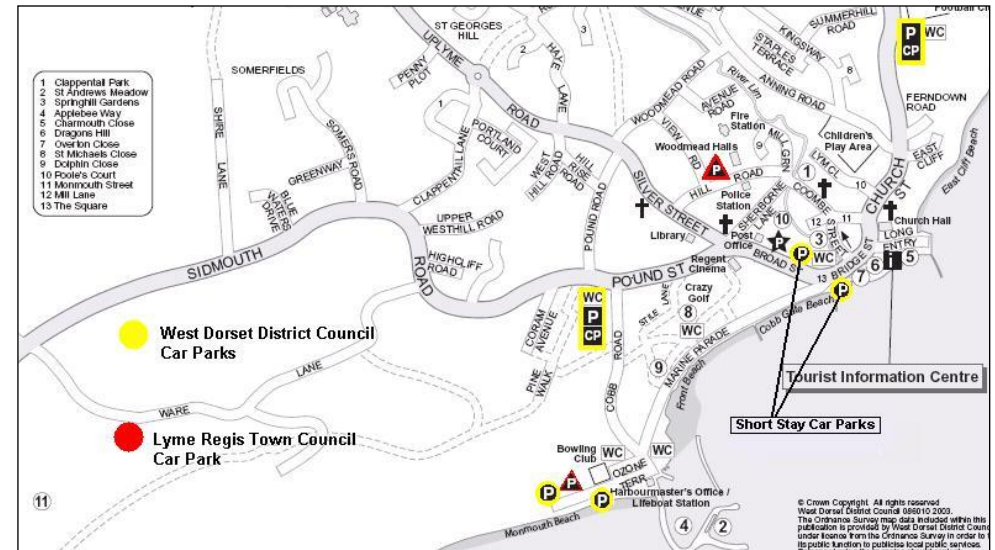
Eating Out

Tourist Information Centre staff are able to provide a list of cafés, restaurants, public houses and other eating out establishments on request. This provides full accessibility information.

Travelling to Lyme Regis

Parking in Lyme Regis

Lyme Regis is home to a number of car parks operated by West Dorset District Council, Lyme Regis Town Council and NCP. Cobb Gate and Monmouth Beach car park have designated disabled bays. There is also a small amount of on road parking on Broad Street, the main shopping street in the town. Many blue/orange badge holders park on Cart Road, which is on the sea front itself. There are double yellow lines on this road and normal restrictions apply.



Lyme Regis

Lyme Regis is a historic and picturesque seaside town set in an Area of Outstanding Natural Beauty, on the border where Dorset meets Devon. The town is surrounded by beautiful coastlines and countryside famous for its geology and fossil hunting.

The town's most outstanding feature is a delightful 13th Century Cobb harbour, famous for being the landing place of the Duke of Monmouth in 1685. The town was made more famous by the filming of "The French Lieutenant's Woman" from the book by local author John Fowles.

Jane Austen visited Lyme Regis during the summer of 1803 and 1804 and no doubt the dramatic Cobb and the surrounding scenery fired her imagination. The film version of "Persuasion" was filmed in Lyme.

The seafront, a picturesque part of the town, is accessible to all wheelchair users and those with walking difficulties. It stretches from the area of Monmouth Beach car park along the promenade to Gun Cliff/East Beach where there are views around the bay towards Charmouth. Cobb Gate car park, at the bottom of Broad Street, also provides access to this area. Anywhere away from the promenade is hilly with some narrow pavements.


Public Gardens

Langmoor Gardens is situated above the Marine Parade and overlooks the sea with benched seating areas. It is accessible from the Marine Parade and the top of Broad Street for wheelchair users and those less able wanting to avoid steps. Paths and slopes meander through the gardens making every part of it accessible to wheelchair users.

Anning Road Playing Fields has swings for toddlers and infants, two climbing frames one for under eights and one for over plus two slides. It is not specifically designed for people with disabilities but access to the area is level.

Old Crown Courts and Cells Dorchester, DT1 1UZ: 01305 871278

Old Crown Court appearing as it did at the trial of the Tolpuddle Martyrs in c1834. Cells and stocks below court only open to the public as part of a guided tour (Please call for tour options). Level access to main WDDC reception. Partial disabled access/stair lifts from main double doors to courtroom. Courtroom mostly level but with steps in places. 13 narrow steps down to cells, inaccessible for wheelchair users. Disabled toilets and guide dogs accepted. www.dorsetforyou.com/387120



Terracotta Warriors Museum, Dorchester, DT1 1UW : 01305 269741

This small but inspiring exhibition on the Terracotta Warriors of the First Emperor of China's famous Terracotta Army brings together all the wonder of the discovery of these amazing treasures of ancient China. Full disabled access. Temporary ramp available for 1 step into building. Guide dogs accepted. www.terracottawarriors.co.uk

The Tolpuddle Martyrs Museum DT2 7EH: 01305 848237

The Tolpuddle Martyrs Museum tells the harrowing tale of the Martyrs' arrest, trial and punishment, leading to the foundation of modern day trade unionism. Sloping access and ramp to main entrance. Disabled toilet facilities and guide dogs accepted. www.tolpuddlemartyrs.org.uk

The Tutankhamun Exhibition, Dorchester, DT1 1UW : 01305 269571

A spectacular recreation of Tutankhamun's tomb and treasures. This internationally acclaimed exhibition spans time itself. Extensively featured on television throughout the world. Full school service plus specialist Egyptian shop including books. Full disabled access. Guide dogs accepted. www.tutankhamun-exhibition.co.uk

Other Useful Information



Mobility Equipment Hire

Lyme Bay Mobility, Harepath Road, Seaton, EX12 2WH : 07798 704364 All terrain, folding, long range, lightweight, indoor/outdoor, day hire.

New Found Mobility, Charmouth, DT6 6BY: 01297 560651

Scooters & wheelchairs for hire.

Courtesy Care, Chard Road, Axminster, EX13 5DZ: 01297 35985

Scooters, wheelchairs, walkers & shoppers for hire.

Needy Care, 40 Queen Street, Seaton, EX12 2RB: 01297 23021

Scooters, wheelchairs, walkers & shoppers for hire.

Taxi

Payne's Premier Travel, Unit 3, Weycroft Avenue, Axminster: 01297

35895. Wheelchair accessible taxi service, ramp loading and can accommodate 4 other passengers.

RADAR Keys

Radar Keys can be purchased at the Tourist Information Centre at a cost of £3.00. Please provide proof of your entitlement. Keys may be returned at the end of your visit and the fee returned.

Disabled Toilets: Monmouth Beach, Broad Street (Cobb Gate), Charmouth Road car park, Marine Parade.

Contact

Lyme Regis Tourist Information Centre

Guildhall Cottage, Church Street, Lyme Regis, DT7 3BS

Tel: 01297 442138 Email: lymeregis.tic@westdorset-weymouth.gov.uk

Opening Hours:

April-Oct: Monday – Saturday 10am-5pm, Sunday 10am – 4pm

Nov-Mar: Monday – Saturday 10am – 3pm

Disclaimer: Whilst every effort has been made to ensure that the information contained in this leaflet is correct at the time of print, West Dorset District Council cannot accept any responsibility for any errors or omissions. Inclusion in this leaflet does not imply any recommendation by West Dorset District Council. Produced by Lyme Regis Tourist Information Centre (01297 442138). Updated May 2015

Accessibility in and around Lyme Regis



The seaside town of Lyme Regis is situated at the heart of the Jurassic Coast, boasting breath-taking views. Its geographically steep location does not mean it cannot be enjoyed by all. It boasts a completely level, wheelchair friendly seafront and specially landscaped, accessible gardens with local businesses and attractions ensuring that the town is accessible to as many as possible.